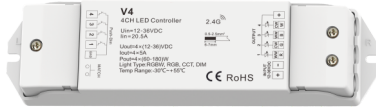


## RGBW/RGB/CCT/Dimming 4 Channel LED RF Controller

Model No.: V4

4 Channels/Stepless dimming/Wireless remote control/Push Dim/Auto-transmitting/Synchronize/Multiple protection



FC CE RoHS EMC LVD RED

### Features

- Match with Skydance's 2.4G single zone or multiple zone single color, dual color and RGB/RGBW remote control.
- One RF controller accept up to 10 remote control.
- 4096 levels 0-100% dimming smoothly without any flash.
- When using with RGB/RGBW light, built in 10 dynamic mode, include jump or gradual change style.
- Auto-transmitting function: Controller automatically transmit signal to another controller with 30m control distance.
- Synchronize on multiple number of controllers.
- Connect with external push key to achieve on/off and 0-100% dimming function.
- Over-load / Short circuit protection, recover automatically.

### Technical Parameters

Input and Output	
Input voltage	12-36VDC
Input current	20.5A
Output voltage	4 x [12-36]VDC
Output current	4CH, 5A/CH
Output power	4 x [60-180]W
Output type	Constant voltage

Dimming data	
Input signal	RF 2.4GHz + Push Dim
Control distance	30m(Barrier-free space)
Dimming gray scale	4096 (2 <sup>12</sup> ) levels
Dimming range	0-100%
Dimming curve	Logarithmic
PWM Frequency	750Hz (default)

Safety and EMC	
EMC standard (EMC)	EN301 489, EN 62479
Safety standard(LVD)	EN60950
Radio Equipment(RED)	EN300 328
Certification	CE, EMC, LVD, RED

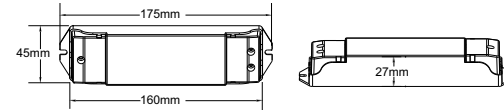
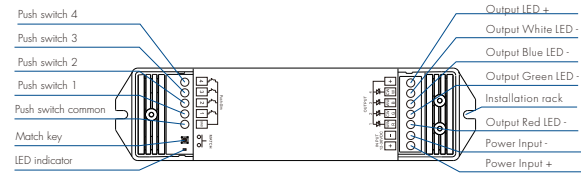
  

Environment	
Operation temperature	Ta: -30°C ~ +55°C
Case temperature (Max.)	Tc: +85°C
IP rating	IP20

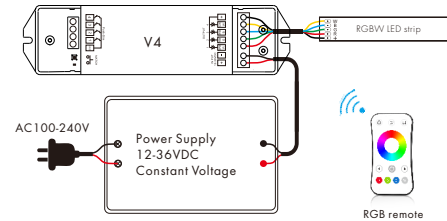
Warranty and Protection	
Warranty	5 years
Protection	Reverse Polarity Over-load Short circuit

### Mechanical Structures and Installations

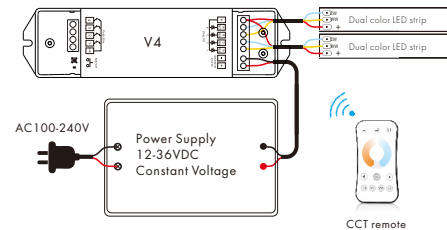


### Wiring Diagram

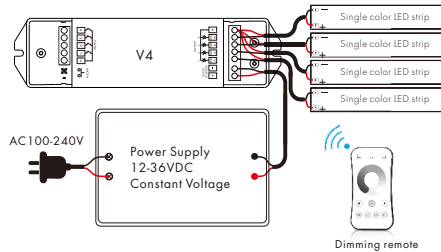
#### • V4 for RGB/RGBW



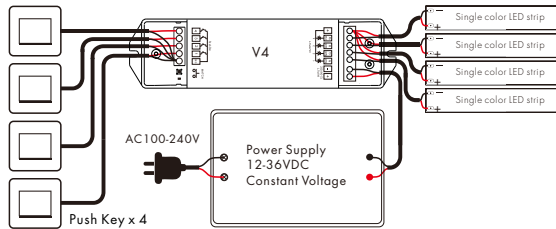
#### • V4 for dual color



• V4 for single color



• V4 with four push key for 4 channel single color



**Match Remote Control (two match ways)**

When match different color remote, the controller become different light type automatically. End user can choose the suitable match/delete ways. Two options are offered for selection:

**Use the controller's Match key**

**Match:**  
Short press match key, immediately press on/off key (single zone remote) or zone key (multiple zone remote) of the remote. The LED indicator fast flash a few times means match is successful.

**Delete:**  
Press and hold match key for 5s to delete all match. The LED indicator fast flash a few times means all matched remotes were deleted.

**Use Power Restart**

**Match:**  
Switch off the power, then switch on power again, immediately short press on/off key (single zone remote) or zone key (multiple zone remote) 3 times on the remote. The light blinks 3 times means match is successful.

**Delete:**  
Switch off the power, then switch on power again, immediately short press on/off key (single zone remote) or zone key (multiple zone remote) 5 times on the remote. The light blinks 5 times means all matched remotes were deleted.

**Push-Dim control**

The 4 push key have 4 channel dimming function defaultly.

- **Short press:** Turn on or off each channel.
- **Long press (1-6s):** Press and hold to step-less dimming of each channel. With every other long press, the light level goes to the opposite direction.
- **Dimming memory:** Light returns to the previous dimming level when switched off and on again.

You also can long press push key and Match key at the same time to select 4 kinds light type, and each light type will have different push key function.  
 Long press 1 key and Match key 2 seconds, set as 4 channel single color type (default).  
 Long press 2 key and Match key 2 seconds, set as dual color type.  
 Long press 3 key and Match key 2 seconds, set as RGB type.  
 Long press 4 key and Match key 2 seconds, set as RGBW type.  
 at this time, if the light type has set as dual color, RGB or RGBW, match remote will not change light type. If you want to cancel light type set, please long press Match key 10 seconds to restore factory setting.

Single color (4 CH)	1 key	Short press turn on/off 1 channel, long press 1-6s dim up/down
	2 key	Short press turn on/off 2 channel, long press 1-6s dim up/down
	3 key	Short press turn on/off 3 channel, long press 1-6s dim up/down
	4 key	Short press turn on/off 4 channel, long press 1-6s dim up/down
Dual color	1 key	Short press turn on/off light, long press 1-6s dim up/down
	2 key	Short press 3 levels color temperature [WW, NW, CW], long press 1-6s color temperature up/down
	3 key	Invalid
	4 key	Invalid
RGB	1 key	Short press turn on/off light, long press 1-6s dim up/down
	2 key	Short press change dynamic mode, long press 2s to set speed (1-10 levels)
	3 key	Short press change static RGB color (24 levels), long press 1-6s adjust saturation
	4 key	Invalid
RGBW	1 key	Short press turn on/off light, long press 1-6s dim up/down
	2 key	Short press change dynamic mode, long press 2s to set speed (1-10 levels)
	3 key	Short press change static RGB color (24 levels), long press 1-6s adjust saturation [W off]
	4 key	Short press turn on/off W channel (4 channel), long press 1-6s dim up/down (RGB off)

**RGB/RGBW dynamic mode list**

No.	Name	No.	Name
1	RGB jump	6	RGB fade in and out
2	RGB smooth	7	Red fade in and out
3	6 color jump	8	Green fade in and out
4	6 color smooth	9	Blue fade in and out
5	Yellow cyan purple smooth	10	White fade in and out