

Dual Color LED Controller Kit

Model No.: V2 + R7-1

2 channels constant voltage/Touch color slide/Step-less dimming/Wireless remote 30m distance



FC CE RoHS EMC LVD RED

Features

- Ultra sensitive color adjustment touch slide
- Smooth dimming and switch without any flickering
- Auto-transmitting function: Controller automatically transmit signal to another controller with 30m control distance
- Synchronize on multiple number of controllers
- Magnet on the back which can be easily stuck on back holder or any metal surfaces

Technical Parameters

LED Receiver's Input and Output	
Input voltage	12-24VDC
Input current	10.5A
Output voltage	2x(12-24)VDC
Output current	2CH,5A/CH
Output power	2x(60-120)W
Output type	Constant voltage

Dimming data	
Dimming level	4096 levels
Dimming range	0-100%
Dimming curve	Linear
PWM Frequency	500Hz

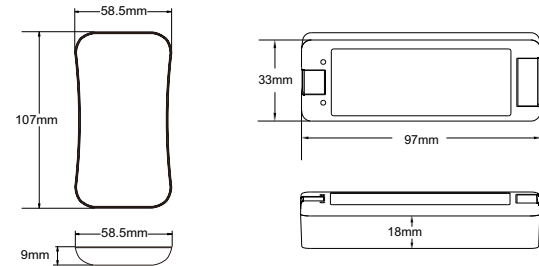

Warranty and Protection	
Warranty	5 years
Protection	Reverse Polarity

LED Remote's Input and Output	
Output signal	RF(2.4GHz)
Working voltage	3VDC(CR2032)
Working current	< 5mA
Standby current	< 10μA
Standby time	1 year
Remote distance	30m

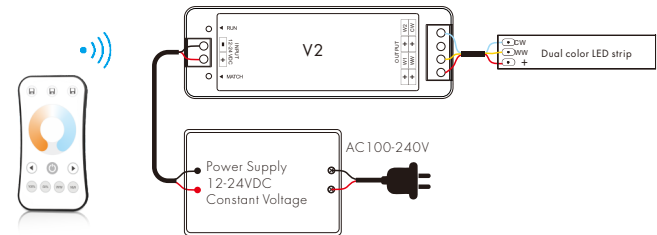
Safety and EMC	
EMC standard (EMC)	EN301 489,EN 62479
Safety standard(LVD)	EN60950
Radio Equipment(RED)	EN300 328
Certification	CE,EMC,LVD,RED

Environment	
Operation temperature	Ta: -30°C ~ +55°C
Case temperature (Max.)	Tc: +85°C
IP rating	IP20

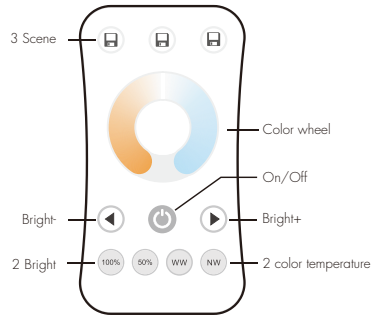
Mechanical Structures and Installations



Wiring Diagram



Key function



On/Off: Turn on/off light.

Color wheel: Touch to change color temperature.

Bright+/-: Adjust brightness, short press 10 levels, long press 1-5s for continuous 256 levels adjustment.

100%,50%: Get 100% or 50% brightness directly.

WW: Get warm white directly.

NW: Get cold white directly.

3 Scene: Short press recall the scene, long press 2s save current color into the scene.

Match Remote Control (two match ways)

End user can choose the suitable match/delete ways. Two options are offered for selection:

Use the controller's Match key

Match:

Short press match key, immediately press on/off key of the remote.

Delete:

Press and hold match key for 5s to delete all match. The light blinks 5 times means all matched remotes were deleted.

Use Power Restart

Match:

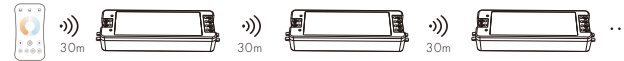
Switch off the power, then switch on power again, immediately short press on/off key 3 times on the remote. The light blinks 3 times means match is successful.

Delete:

Switch off the power, then switch on power again, immediately short press on/off key 5 times on the remote. The light blinks 5 times means all matched remotes were deleted.

Application notes

All the receivers are matched with one RF remote.



RF remote

Auto-transmitting: One receiver can transmit the signals from the remote to another receiver within 30m, as long as there is a receiver within 30m, the remote control distance can be limitless.

Auto-synchronization: Multiple receivers within 30m distance can work synchronously when they are controlled by the same remote.

Receiver placement may offer up to 30m communication distance. However, we recommend for indoor applications that receiver placements should be no further apart than 1.5m.

Dual color control

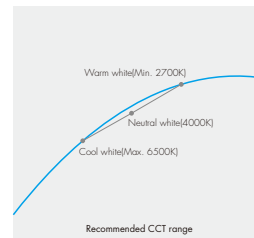
CH1=Warm white LED

CH2=Cool white LED

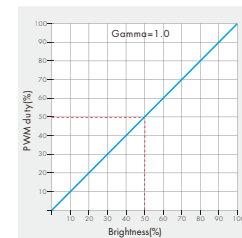
Each channel can supply up to 120W[@24V] and white balance can be controlled as such:

Color temperature	Cool white	Neutral white	Warm white
Power distribution	CH1=0W,CH2=120W	CH1=60W,CH2=60W	CH1=120W,CH2=0W

Linear dual color tuning



Dimming curve



Malfunctions Analysis & Troubleshooting

Malfunctions	Causes	Troubleshooting
No light	<ol style="list-style-type: none"> No power. Wrong connection or insecure. 	<ol style="list-style-type: none"> Check the power. Check the connection.
Uneven intensity between front and rear, with voltage drop	<ol style="list-style-type: none"> Output cable is too long. Wire diameter is too small. Overload beyond power supply capability. Overload beyond controller capability. 	<ol style="list-style-type: none"> Reduce cable or loop supply. Change wider wire. Replace higher power supply. Add power repeater.
No response from the remote	<ol style="list-style-type: none"> The battery has no power. Beyond controllable distance. The controller did not match the remote. 	<ol style="list-style-type: none"> Replace battery. Reduce remote distance. Re-match the remote.