

## OTi DALI 35/220...240/1A0 LT2

OPTOTRONIC Intelligent – DALI LT2 | Compact constant current LED drivers



### Areas of application

- Installation in emergency lighting systems according to IEC 61347-2-13, appendix J
- Suitable for use in luminaires with flexible current setting (DALI, CLO, LEDset)
- Suitable for indoor SELV installations
- Suitable for luminaires of protection classes I and II
- Suitable for downlights, spotlights and LED panels
- Installation via Cable Clamp Kit possible (depending on version of product)

### Product family benefits

- Versatile DALI window driver due to flexible output characteristic
- Very high efficiency
- Protection of the system thanks to thermal management and Smart Control
- High-quality dimming of 1...100 % by amplitude dimming
- Soft switch off function (OTi DALI 15)

### Versatile scope of application due to OSRAM DALI Technology:

- Easy to use in corridors and restrooms because of three-level Corridor function
- Touch DIM application: easy to control via pushbutton or sensor
- Energy efficient Touch DIM operation due to automatic switch-off at sufficient residual light
- Suitable for emergency Installations (acc. to EN 60598-2-22 and IEC 61347-2-13, appendix J) thanks to DC detection (0 Hz, pulsating DC), on/off switchable
- Feedback of power consumption and operating hours (Fit for SMART GRID)
- Suitable for buildings according to EPBD/BREEAM/LEED due to automatic Constant Lumen Output setting



## Product datasheet

---

### Product family features

- Supply voltage: 220...240 V
- Line frequency: 0 Hz | 50 Hz | 60 Hz
- Line voltage: 198...264 V
- Safety according to EN 61347-1, 61347-2-3, 61347-2-13, 62384
- RI suppression according to EN 55015:2007+A1:2007/CDN
- Line harmonics according to EN 61000-3-2
- Immunity according to EN 61547
- Lifetime: up to 100,000 h (temperature at  $T_c = 65\text{ °C}$ , max. 10 % failure rate)
- Type of protection: IP20
- Independent connection via through-looping (except OTi DALI 15)

## Technical data

### Electrical data

Nominal input voltage	220...240 V
Mains frequency	50...60 Hz
Input voltage AC	198...264 V <sup>1)</sup>
Input voltage DC	176...276 V
Total harmonic distortion	< 20 %
Power factor $\lambda$	> 0.95
ECG efficiency	86 % <sup>2)</sup>
Device power loss	5.7 W
Power loss in stand-by mode	<0.1 W
Inrush current	< 20 A <sup>3)</sup>
Max. ECG no. on circuit breaker 10 A (B)	35
Max. ECG no. on circuit breaker 16 A (B)	55
Max. ECG no. on circuit breaker 25 A (B)	-
Surge capability (L/N-Ground)	2 kV
Surge capability (L-N)	1 kV
Nominal output voltage	15...54 V <sup>4)</sup>
U-OUT (working voltage)	60 V
Nominal output current	350...1050 mA <sup>5)</sup>
Output current tolerance	$\pm 3$ %
Output ripple current (100 Hz)	< 2 %
Nominal output power	35 W <sup>6)</sup>
Galvanic isolation	SELV

<sup>1)</sup> Permitted voltage range

<sup>2)</sup> Typical / At full load and 230 V

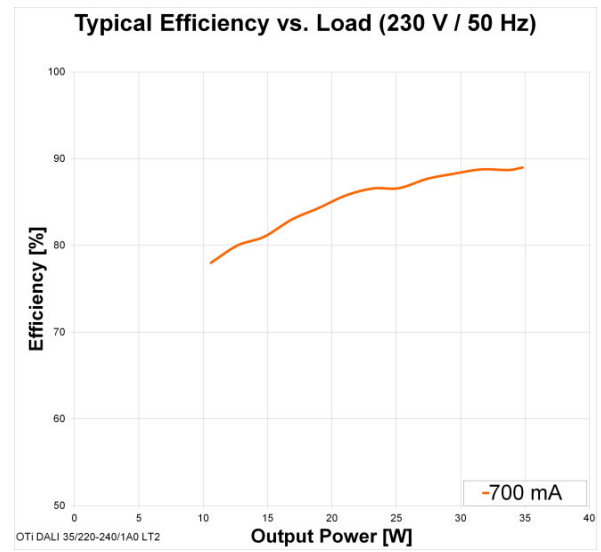
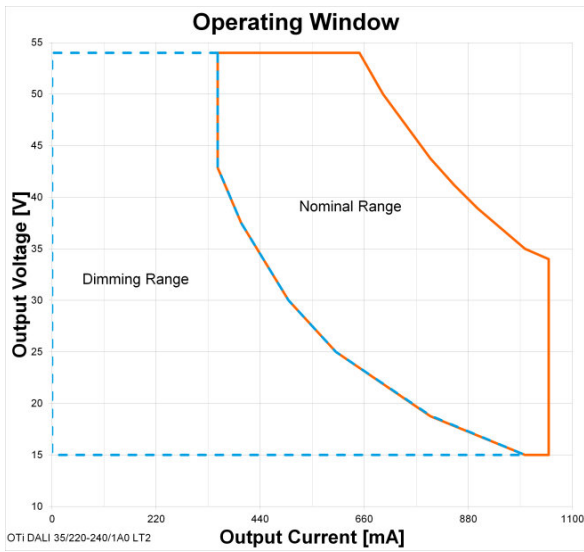
<sup>3)</sup>  $t_{width} = 50 \mu s$  (measured at 50 %  $I_{peak}$ )

<sup>4)</sup> Maximum 60 V

<sup>5)</sup>  $\pm 3\%$

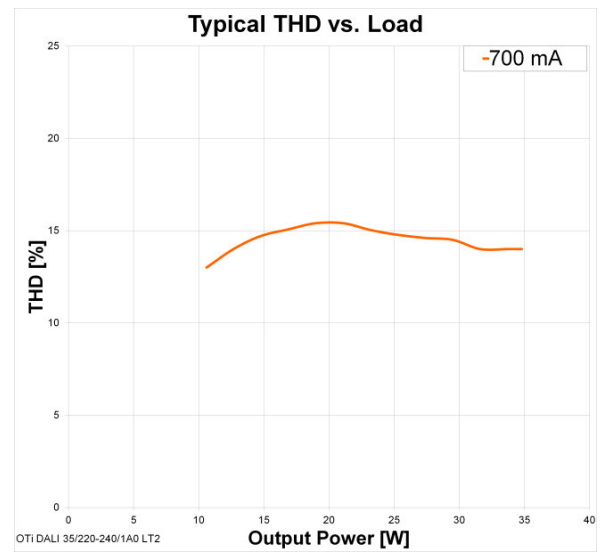
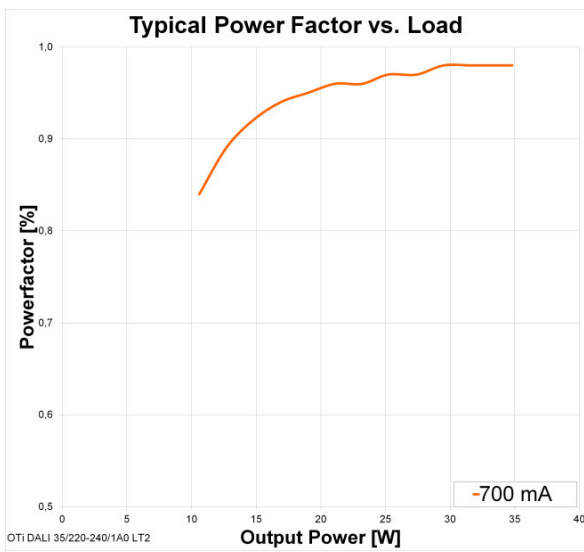
<sup>6)</sup> Partial load 15...35 W

# Product datasheet



Operating Window

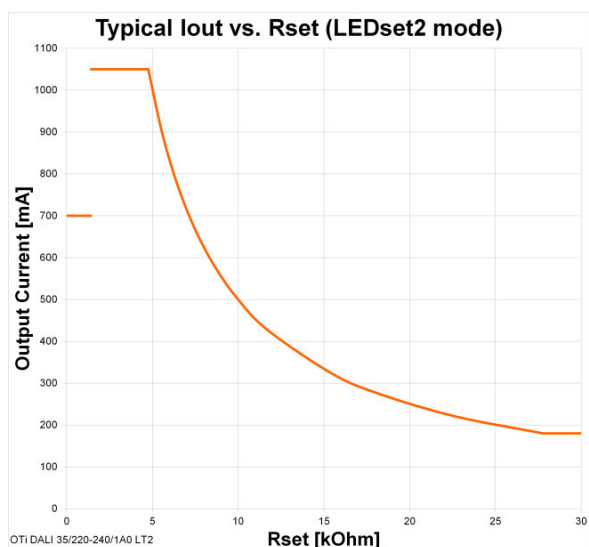
Typical Efficiency v Load 230 V 50 Hz



Typical Power Factor v Load

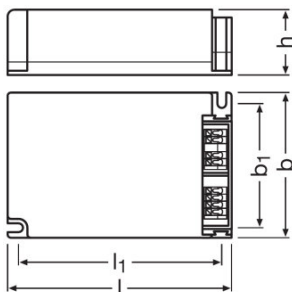
Typical THD v Load

## Product datasheet



Typical I<sub>out</sub> v R<sub>set</sub> LEDset2 mode

## Dimensions & weight



Mounting hole spacing, length	94.0 mm
Mounting hole spacing, width	58.0 mm
Product weight	149.00 g
Cable cross-section, input side	0.2...1.5 mm <sup>2</sup> <sup>1)</sup>
Cable cross-section, output side	0.2...1.5 mm <sup>2</sup> <sup>1)</sup>
Wire preparation length, input side	8.0...9.0 mm
Wire preparation length, output side	8.0...9.0 mm
Length	103.0 mm
Width	67.0 mm
Height	29.5 mm

## Product datasheet

<sup>1)</sup> Solid or flexible leads

### Colors & materials

Casing material	Plastic
-----------------	---------

### Temperatures & operating conditions

Ambient temperature range	-20...+50 °C
Maximum temperature at tc test point	75 °C <sup>1)</sup>
Max.housing temperature in case of fault	110 °C
Permitted rel. humidity during operation	5...85 %

<sup>1)</sup> Maximum at the T<sub>c</sub>-point

### Lifespan

ECG lifetime	50000 / 100000 h <sup>1)</sup>
--------------	--------------------------------

<sup>1)</sup> T<sub>c</sub> = 75°C, 0.2% / 1,000 h failure rate / T<sub>c</sub> = 65°C, 0.1% / 1,000 h failure rate

### Additional product data

Encapsulated	No
--------------	----

### Capabilities

Dimmable	Yes
Dimming interface	DALI / Touch DIM / Touch DIM Sensor
Dimming range	1...100 % <sup>1)</sup>
Dimming method	Amplitude Modulation
Constant lumen function	Programmable
Overheating protection	Automatic reversible
Overload protection	Automatic reversible
Short-circuit protection	Automatic reversible
No-load proof	Yes
Max. cable length to lamp/LED module	2.0 m
Suitable for fixtures with prot. class	I / II
Suitable for emergency lighting	Yes
Type of connection, output side	Push terminal

<sup>1)</sup> For maximum nominal output current

### Programmable features

Operating Current	Yes
Tuning Factor	No
Constant Lumen	Yes
Lamp Operating Time	Yes

## Product datasheet

Driver Guard	No
DALI Settings	Yes
Emergency Mode	Yes
Luminaire Info	No
Configuration Lock	No
Soft Switch Off	Yes
Dim to Dark	Yes
TouchDIM + Sensor	Yes
Corridor Functionality	Yes
Tunable White CCT	No
Tunable White High precision	No
OEM Key	Yes







### Certificates & standards

Approval marks – approval	ENEC 10 / VDE / EMC / EL / CE / DALI-2
Standards	Acc. to EN 61347-1/Acc. to EN 61347-2-13/Acc. to EN 55015/Acc. to EN 61547/Acc. to EN 61000-3-2/Acc. to EN 62384/Acc. to EN 62386/Acc. to IEC 62386-101:Ed2/Acc. to IEC 62386-102:Ed2/Acc. to IEC 62386-207:Ed1
Protection class	II
Type of protection	IP20

### Logistical data





Temperature range at storage	-25...85 °C
Commodity code	850440829000

### Download Data

File	
	User instruction OPTOTRONIC LED Power Supply
	Product Datasheet Product datasheet OTI DALI 35220-2401A0 LT2 G2
	Certificates VDE ENEC Certificate 40038447
	Certificates VDE EMC Certificate 40038827
	Declarations of conformity EATON(CEAG)-Conformity declaration AB42876_OTi_DALI_35_220-240_1A0_LT2
	Declarations of conformity INOTEC- Conformity declaration AB42876_OTi_DALI_35_220-240_1A0_LT2

## Product datasheet

---

	Declarations of conformity EU Declaration of Conformity 3365628
	CAD data 3-dim 491388_CAD OTi DALI 351A0 LT2 OTi DALI 25700 LT2
	CAD data 3-dim 491391_IGS - CAD OTi DALI 351A0 LT2 OTi DALI 25700 LT2
	CAD data PDF 491387_CAD OTi DALI 351A0 LT2 OTi DALI 25700 LT2

---

## Logistical Data

Product code	Product description	Packaging unit (Pieces/Unit)	Dimensions (length x width x height)	Volume	Gross weight
4052899488168	OTi DALI 35/220...240/1A0 LT2	Shipping carton box 20	357 mm x 222 mm x 96 mm	7.61 dm <sup>3</sup>	3231.00 g

---

The mentioned product code describes the smallest quantity unit which can be ordered. One shipping unit can contain one or more single products. When placing an order, for the quantity please enter single or multiples of a shipping unit.

## Disclaimer

Subject to change without notice. Errors and omission excepted. Always make sure to use the most recent release.