

## HDP02

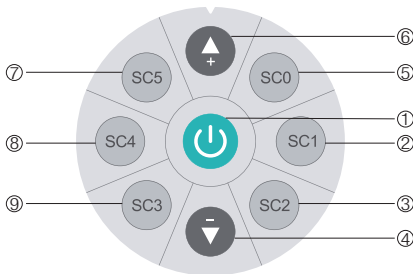
## DALI Panel (Scene Controller)

This product is a self-contained DALI scene controller with 6 programmable scene memories via any DALI master programming tool. Featuring a fully integrated 80mA DALI power supply, the panel is capable of controlling up to 40 devices.

### Technical Specifications

Product type	DALI panel controller
Operating voltage	220~240VAC / 50Hz
Load	Maximum 80mA (30-40pcs DALI driver)
Stand-by power	< 0.5W
Operating temperature	-20°C ~ +55°C
IP rating	IP20
Warm-up time	3s

### Functions and Operations

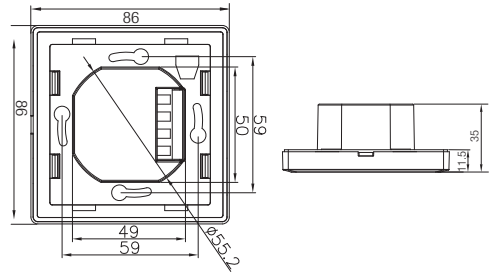
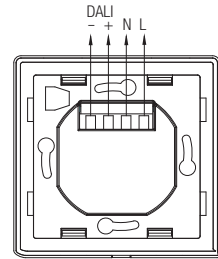


#### ON/OFF and Nightlight Function

1. ON/OFF: short press button ① to turn the light ON or OFF. The last scene selected (light level) is saved.  
Note: The light can also be turned on by long press on button ② or short press on any scene button (②/③/④/⑤/⑥/⑦).
2. Nightlight: long press (>2s) on button ①, the nightlight goes to permanent on mode; long press again to turn it off. Nightlight brightness level can be adjusted by long press on button ② for more than 5s. Default setting can be restored by a long press (2s) on button ③.

#### Memory Function

The panel has built-in permanent memory against power failure. The light scene keeps the same as it was switched off last time.



#### Scene Selection

Press button ②/③/④/⑤/⑥/⑦ to select light scenes. PLEASE NOTE The light levels of the DALI drivers need to be pre-programmed via any DALI master programming tool.

Different applications may have different scene selections:

- \* Office: Energise /Relax & Ease /Coffee /Lunch-break /Snooze /Nightshift
- \* Meeting room: Meeting /Presentation /Relax /Display /Whiteboard/ Stage
- \* Home: Breakfast /TV /Dinner /Cosy /Housework /Reading

The brightness of the scene selected can be quickly adjusted by long press (>1s) on button ② and ③. This one-time adjustment will not be saved in the scene.

#### Wiring Diagram

