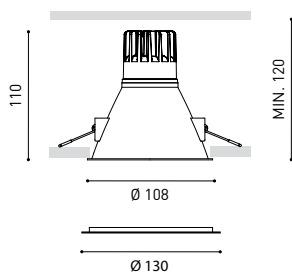




DIMENSIONS



ACCESSORIES



AWARDS



Name	SWAP XL 5W 3000K N
Reference	A2124111N
Color	Matt black
RAL	9005
Category	CEILING RECESSED

PRODUCT

Name
Reference
Color
RAL
Category

Light source	LED
Gross luminous flux	700 Lm
Power	5 W
Power values of the system	6,67 W
Colour temperature	3000 K
Colour Rendering Index	CRI>90
Chromatic stability	Mac Adam Step 2
Light beam angle	43°
Unified Glare Rating	UGR<19
Lighting efficiency	64%
Efficacy	140 Lm/W
Current intensity	150 mA
Dimming	No Dim - Other DIM, please consult
Control through bluetooth	Please Consult
Driver	Included - Fast Connect
Emergency power supply	Please Consult
Electrical insulation class	□
Voltage	220 V/240 V
Frequency	50/60 Hz
Energy efficiency	A+
LED lifespan	L80B10 (Tj=85°C) >60.000h

LIGHTING INFORMATION

LED
700 Lm
5 W
6,67 W
3000 K
CRI>90
Mac Adam Step 2
43°
UGR<19
64%
140 Lm/W
150 mA
No Dim - Other DIM, please consult
Please Consult
Included - Fast Connect
Please Consult
□
220 V/240 V
50/60 Hz
A+
L80B10 (Tj=85°C) >60.000h

OTHER DATA

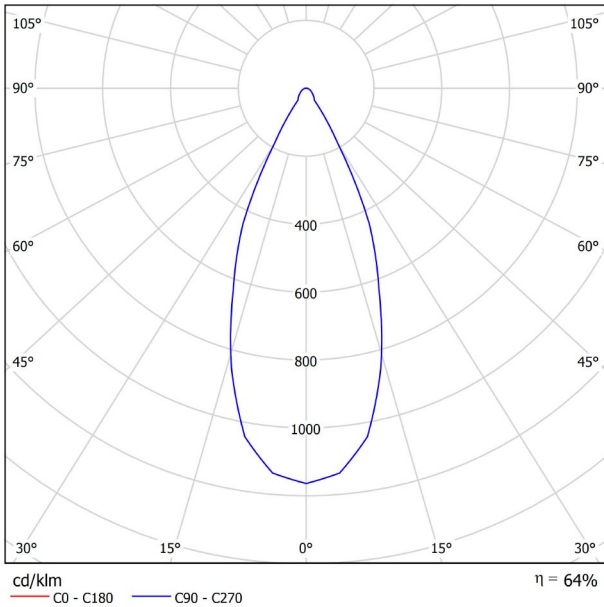
Ingress Protection	IP20
Impact resistance	IK07
Recess measurements	Ø101 mm.
Weight	260 g.
Packaged weight	321 g.
Packaging dimensions	113 x 128 x 126 mm.
Units per package	1
Materials	Aluminium / Polycarbonate



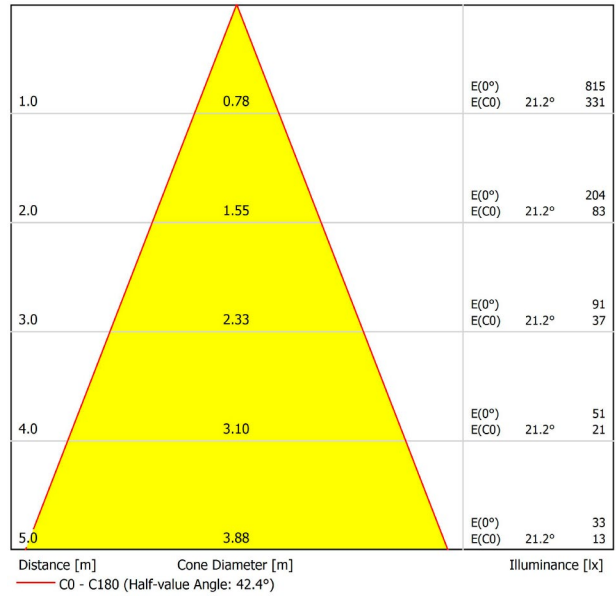
Swap is a ceiling recessed LED spotlight whose main features are its minimalist aspect, its perfect integration into the ceiling, and considerable visual comfort, thanks to the small reflector that is set back with respect to the ceiling plane. When it is switched on, its matte finish shade generates an attractive effect, a discrete circle of light. It includes an add-on bezel that can be used optionally to cover larger recess diameters.



POLAR DIAGRAM

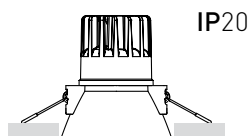


CONICAL DIAGRAM



UGR

Glare Evaluation According to UGR											
ρ Ceiling	70	70	50	50	30	70	70	50	50	30	
ρ Walls	50	30	50	30	30	50	30	50	30	30	
ρ Floor	20	20	20	20	20	20	20	20	20	20	
Room Size X Y		Viewing direction at right angles to lamp axis					Viewing direction parallel to lamp axis				
2H	2H	10.6	11.3	10.8	11.5	11.7	10.6	11.3	10.8	11.5	11.7
	3H	12.4	13.1	12.7	13.4	13.6	12.4	13.1	12.7	13.4	13.6
	4H	13.2	13.9	13.6	14.2	14.4	13.2	13.9	13.6	14.2	14.4
	6H	14.0	14.6	14.3	14.9	15.2	14.0	14.6	14.3	14.9	15.2
	8H	14.4	15.0	14.7	15.3	15.6	14.4	15.0	14.7	15.3	15.6
4H	12H	14.7	15.3	15.1	15.6	15.9	14.7	15.3	15.1	15.6	15.9
	2H	11.2	11.8	11.5	12.1	12.4	11.2	11.8	11.5	12.1	12.4
	3H	13.3	13.8	13.6	14.1	14.4	13.3	13.8	13.6	14.1	14.4
	4H	14.3	14.7	14.6	15.1	15.4	14.3	14.7	14.6	15.1	15.4
	6H	15.2	15.6	15.6	16.0	16.4	15.2	15.6	15.6	16.0	16.4
8H	8H	15.7	16.0	16.1	16.4	16.8	15.7	16.0	16.1	16.4	16.8
	12H	16.1	16.4	16.6	16.8	17.3	16.1	16.4	16.6	16.8	17.3
	4H	14.7	15.0	15.1	15.4	15.8	14.7	15.0	15.1	15.4	15.8
	6H	15.8	16.1	16.3	16.5	17.0	15.8	16.1	16.3	16.5	17.0
	8H	16.4	16.6	16.9	17.1	17.5	16.4	16.6	16.9	17.1	17.5
12H	12H	17.0	17.2	17.5	17.7	18.2	17.0	17.2	17.5	17.7	18.2
	4H	14.7	15.0	15.2	15.4	15.9	14.7	15.0	15.2	15.4	15.9
	6H	15.9	16.2	16.4	16.6	17.1	15.9	16.2	16.4	16.6	17.1
8H	16.6	16.8	17.1	17.3	17.8	16.6	16.8	17.1	17.3	17.8	
Variation of the observer position for the luminaire distances S											
S = 1.0H	+0.6 / -0.2					+0.6 / -0.2					
S = 1.5H	+1.3 / -0.4					+1.3 / -0.4					
S = 2.0H	+2.1 / -0.7					+2.1 / -0.7					
Standard table	BK07					BK07					
Correction Summand	-0.8					-0.8					
Corrected Glare Indices referring to 700lm Total Luminous Flux											



	PRODUCT
Model	IP54 Accessory XL
Reference	A2124054
Category	Accessories

PRE-ASSEMBLED. NOT SOLD SEPARATELY.
AFFECTS THE LIGHTING PARAMETERS.



To make the difference, Swap IP54 reaches a high sealing level, maintaining at the same time the same aesthetics as a standard Swap. The insulating property is obtained thanks to a protection placed just over the LED, and a silicone joint on the internal part of the bezel. In this way, the external aspect of Swap IP54 is identical to any other Swap IP20.

Swap offers the possibility of requesting any of its models with IP54-rated weather resistance, which converts it into an optimal luminaire to be installed in atmospheres where the product may suffer from the impact of water or frequent presence of humidity.



	PRODUCT
Model	Swap XL Add-On Bezel
Colour	N ■ Matt black
Category	Accessories



Ⓜ 101-105
+



Ⓜ 105-126

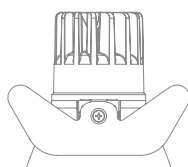
Accessory always included but for optional use.

It extends the piece's bezel to cover larger recesses, keeping Swap's minimalism and its perfect integration into the ceiling.

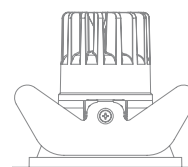
Easy to fit. Ideal for reforms to replace the light spot, with the already existing holes, without altering the ceiling or repainting. Swap is the best option for updating to LED technology by means of a real light fixture with incorporated LED, in contrast to just a retrofit lamp that only implies a less efficient update of the light source.



PRODUCT	
Model	Swap XL Flat Spring
Reference	A2120000
Category	Accessories



® 101



With extra bezel

® 105-117

The springs "Flat Spring" is an accessory that replaces the fixing clamp system for recessed installations in cement roofs.

With Swap XL, L and M versions, the customer will receive a mounting kit which will allow him to change the fixing clamps for the new system.