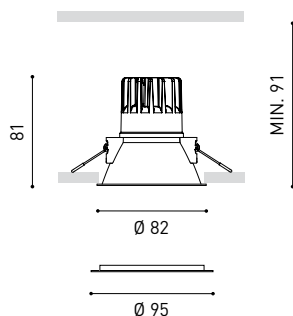




DIMENSIONS



ACCESSORIES



AWARDS



Name	SWAP M 5W 3000K W
Reference	A2122111W
Color	Matt white
RAL	Colour in the mass looks alike RAL 9010
Category	CEILING RECESSED

PRODUCT

Name: SWAP M 5W 3000K W  
 Reference: A2122111W  
 Color: Matt white  
 RAL: Colour in the mass looks alike RAL 9010  
 Category: CEILING RECESSED

LIGHTING INFORMATION

Light source	LED
Gross luminous flux	700 Lm
Power	5 W
Power values of the system	6,67 W
Colour temperature	3000 K
Colour Rendering Index	CRI>90
Chromatic stability	Mac Adam Step 2
Light beam angle	42°
Unified Glare Rating	UGR<19
Lighting efficiency	86%
Efficacy	140 Lm/W
Current intensity	150 mA
Dimming	No Dim - Other DIM, please consult
Control through bluetooth	Please Consult
Driver	Included - Fast Connect
Emergency power supply	Please Consult
Electrical insulation class	□
Voltage	220 V/240 V
Frequency	50/60 Hz
Energy efficiency	A++
LED lifespan	L80B10 (Tj=85°C) >60.000h

OTHER DATA

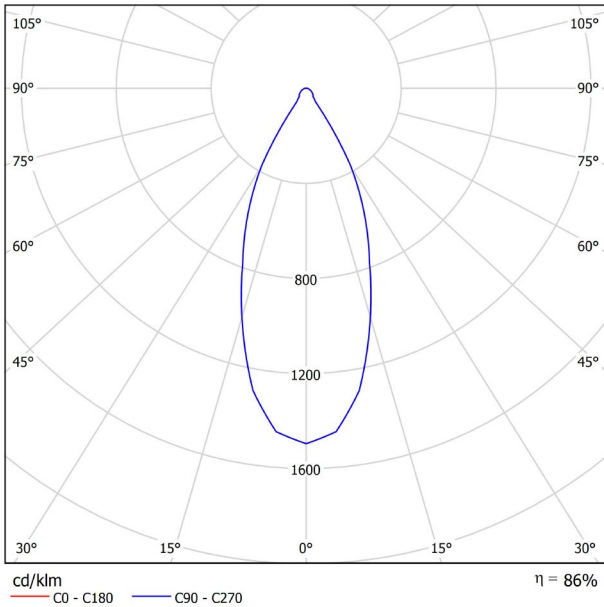
Ingress Protection	IP20
Impact resistance	IK07
Recess measurements	Ø75 mm.
Weight	215 g.
Packaged weight	255 g.
Packaging dimensions	100 x 102 x 97 mm.
Units per package	1
Materials	Aluminium / Polycarbonate



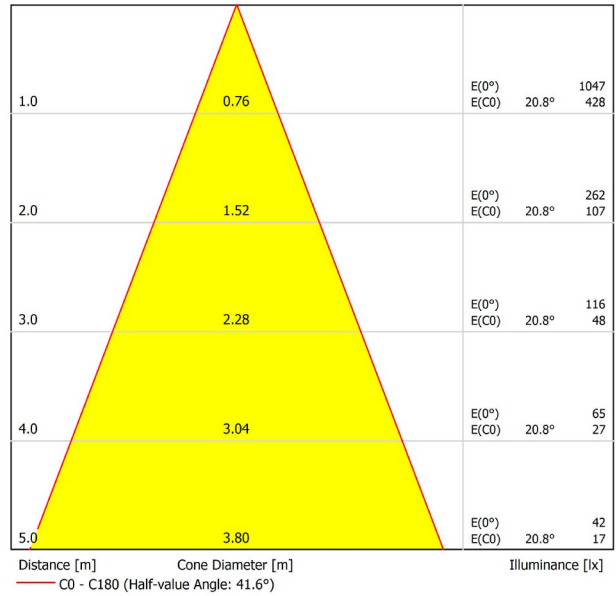
Swap is a ceiling recessed LED spotlight whose main features are its minimalist aspect, its perfect integration into the ceiling, and considerable visual comfort, thanks to the small reflector that is set back with respect to the ceiling plane. When it is switched on, its matte finish shade generates an attractive effect, a discrete circle of light. It includes an add-on bezel that can be used optionally to cover larger recess diameters.



POLAR DIAGRAM

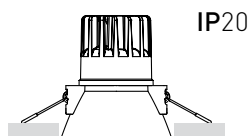


CONICAL DIAGRAM



UGR

Glare Evaluation According to UGR											
ρ Ceiling	70	70	50	50	30	70	70	50	50	30	
ρ Walls	50	30	50	30	30	50	30	50	30	30	
ρ Floor	20	20	20	20	20	20	20	20	20	20	
Room Size		Viewing direction at right angles to lamp axis					Viewing direction parallel to lamp axis				
X	Y	2H	3H	4H	6H	8H	2H	3H	4H	6H	8H
2H	2H	14.6	15.4	14.9	15.6	15.8	14.6	15.4	14.9	15.6	15.8
	3H	16.4	17.1	16.7	17.4	17.6	16.4	17.1	16.7	17.4	17.6
	4H	17.2	17.9	17.6	18.2	18.4	17.2	17.9	17.6	18.2	18.4
	6H	18.0	18.6	18.3	18.9	19.2	18.0	18.6	18.3	18.9	19.2
	8H	18.4	18.9	18.7	19.2	19.5	18.4	18.9	18.7	19.2	19.5
4H	12H	18.7	19.3	19.1	19.6	19.9	18.7	19.3	19.1	19.6	19.9
	2H	15.2	15.9	15.5	16.1	16.4	15.2	15.9	15.5	16.1	16.4
	3H	17.3	17.8	17.6	18.1	18.5	17.3	17.8	17.6	18.1	18.5
	4H	18.3	18.7	18.6	19.1	19.4	18.3	18.7	18.6	19.1	19.4
	6H	19.2	19.6	19.6	20.0	20.3	19.2	19.6	19.6	20.0	20.3
8H	8H	19.6	20.0	20.0	20.4	20.8	19.6	20.0	20.0	20.4	20.8
	12H	20.1	20.4	20.5	20.8	21.2	20.1	20.4	20.5	20.8	21.2
	4H	18.6	19.0	19.1	19.4	19.8	18.6	19.0	19.1	19.4	19.8
	6H	19.8	20.1	20.2	20.5	20.9	19.8	20.1	20.2	20.5	20.9
	8H	20.3	20.6	20.8	21.0	21.5	20.3	20.6	20.8	21.0	21.5
12H	12H	20.9	21.1	21.4	21.6	22.1	20.9	21.1	21.4	21.6	22.1
	4H	18.7	19.0	19.1	19.4	19.9	18.7	19.0	19.1	19.4	19.9
	6H	19.9	20.1	20.4	20.6	21.1	19.9	20.1	20.4	20.6	21.1
8H	20.5	20.7	21.0	21.2	21.7	20.5	20.7	21.0	21.2	21.7	
Variation of the observer position for the luminaire distances S											
S = 1.0H	+1.0 / -0.3					+1.0 / -0.3					
S = 1.5H	+2.1 / -0.5					+2.1 / -0.5					
S = 2.0H	+3.2 / -0.8					+3.2 / -0.8					
Standard table	BK06					BK06					
Correction Summand	3.8					3.8					
Corrected Glare Indices referring to 700lm Total Luminous Flux											



IP20



IP54

	PRODUCT
Model	IP54 Accessory M
Reference	A2122054
Category	Accessories

PRE-ASSEMBLED. NOT SOLD SEPARATELY.  
AFFECTS THE LIGHTING PARAMETERS.



46°

To make the difference, Swap IP54 reaches a high sealing level, maintaining at the same time the same aesthetics as a standard Swap. The insulating property is obtained thanks to a protection placed just over the LED, and a silicone joint on the internal part of the bezel. In this way, the external aspect of Swap IP54 is identical to any other Swap IP20.

Swap offers the possibility of requesting any of its models with IP54-rated weather resistance, which converts it into an optimal luminaire to be installed in atmospheres where the product may suffer from the impact of water or frequent presence of humidity.



	PRODUCT
Model	Swap M Add-On Bezel
Colour	W □   Matt white
Category	Accessories



① 75-79  
+

① 79-91

Accessory always included but for optional use.

It extends the piece's bezel to cover larger recesses, keeping Swap's minimalism and its perfect integration into the ceiling.

Easy to fit. Ideal for reforms to replace the light spot, with the already existing holes, without altering the ceiling or repainting. Swap is the best option for updating to LED technology by means of a real light fixture with incorporated LED, in contrast to just a retrofit lamp that only implies a less efficient update of the light source.



	PRODUCT
Model	Swap M Flat Spring
Reference	A2120000
Category	Accessories

The springs "Flat Spring" is an accessory that replaces the fixing clamp system for recessed installations in cement roofs.

With Swap XL, L and M versions, the customer will receive a mounting kit which will allow him to change the fixing clamps for the new system.