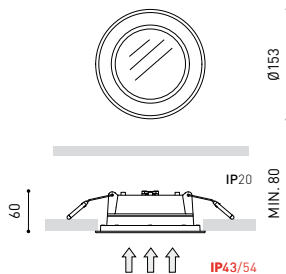




DIMENSIONS



AWARDS



Name	DROP MINI 2 3000K WT
Reference	A1940211WT
Color	Textured white
RAL	9016
Category	CEILING RECESSED

PRODUCT

Light source	LED
Gross luminous flux	1050 Lm
Power	7 W
Power values of the system	7,87 W
Colour temperature	3000 K
Colour Rendering Index	CRI>90
Chromatic stability	Mac Adam Step 2
Light beam angle	94°
Lighting efficiency	78%
Efficacy	150 Lm/W
Current intensity	500 mA
Control through bluetooth	Please Consult
Driver	Included - Connected
Emergency power supply	Please Consult
Electrical insulation class	<input type="checkbox"/>
Voltage	220 V/240 V
Frequency	50/60 Hz
Energy efficiency	A++
LED lifespan	L80B10 (Tc=80°C) >60.000h

LIGHTING INFORMATION

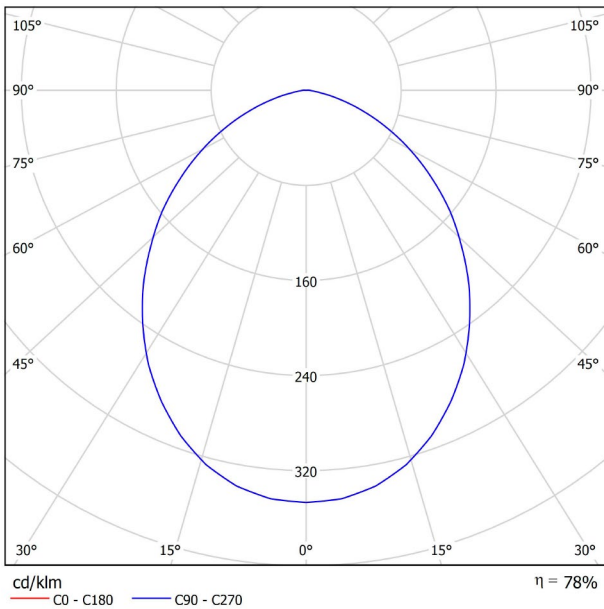
Ingress Protection	IP43
Impact resistance	IK07
Recess measurements	Ø140 mm.
Weight	760 g.
Packaged weight	931,9 g.
Packaging dimensions	225 x 184 x 79 mm.
Units per package	1
Materials	Aluminium / Polymethyl Methacrylate

OTHER DATA

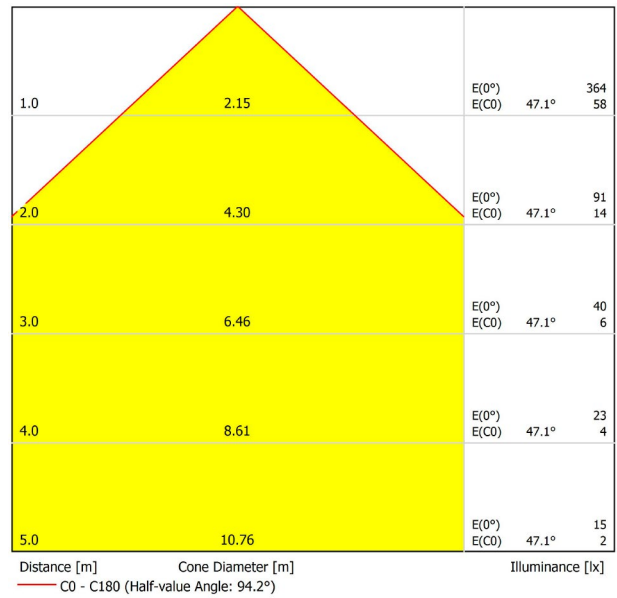


When lit, the lighting of Drop produces an effect of erasing visually the rims of the fitting, creating the illusion of illumination which resembles that of a natural skylight.

POLAR DIAGRAM



CONICAL DIAGRAM



UGR

Glare Evaluation According to UGR											
ρ Ceiling	70	70	50	50	30	70	70	50	50	30	
ρ Walls	50	30	50	30	30	50	30	50	30	30	
ρ Floor	20	20	20	20	20	20	20	20	20	20	
Room Size X Y		Viewing direction at right angles to lamp axis					Viewing direction parallel to lamp axis				
2H	2H	22.4	23.6	22.7	23.9	24.1	22.4	23.6	22.7	23.9	24.1
	3H	23.6	24.7	24.0	25.0	25.3	23.6	24.7	24.0	25.0	25.3
	4H	24.0	25.0	24.3	25.3	25.5	24.0	25.0	24.3	25.3	25.5
	6H	24.1	25.0	24.4	25.3	25.6	24.1	25.0	24.4	25.3	25.6
	8H	24.1	25.0	24.5	25.3	25.6	24.1	25.0	24.5	25.3	25.6
4H	12H	24.1	25.0	24.5	25.3	25.6	24.1	25.0	24.5	25.3	25.6
	2H	22.9	23.9	23.2	24.2	24.4	22.9	23.9	23.2	24.2	24.4
	3H	24.2	25.1	24.6	25.4	25.8	24.2	25.1	24.6	25.4	25.8
	4H	24.7	25.4	25.0	25.8	26.1	24.7	25.4	25.0	25.8	26.1
	6H	24.8	25.5	25.3	25.9	26.3	24.8	25.5	25.3	25.9	26.3
8H	8H	24.9	25.5	25.3	25.9	26.3	24.9	25.5	25.3	25.9	26.3
	12H	24.9	25.4	25.3	25.8	26.3	24.9	25.4	25.3	25.8	26.3
	4H	24.8	25.4	25.2	25.8	26.2	24.8	25.4	25.2	25.8	26.2
12H	6H	25.0	25.5	25.5	25.9	26.4	25.0	25.5	25.5	25.9	26.4
	8H	25.1	25.5	25.6	26.0	26.4	25.1	25.5	25.6	26.0	26.4
	12H	25.1	25.5	25.6	26.0	26.5	25.1	25.5	25.6	26.0	26.5
Variation of the observer position for the luminaire distances S											
S = 1.0H	+0.2 / -0.3					+0.2 / -0.3					
S = 1.5H	+0.4 / -0.7					+0.4 / -0.7					
S = 2.0H	+0.8 / -1.3					+0.8 / -1.3					
Standard table	BK03					BK03					
Correction Summand	6.5					6.5					
Corrected Glare Indices referring to 1050lm Total Luminous Flux											