

15 Plafo > The LED Plafo Range

## 67390/AN/W



21W LED slim plafo, IP65, ideal for both indoor and outdoor installation.

Supplied with non-dimmable LED driver.

Complies with standard EN60598-1 and any other specific standards.



### Downloads






### Dimensions




### Physical Specification

Item Group	15 Plafo
Family	The LED Plafo Range
Order Code	67390/AN/W
Colour	Anthracite
Material	ABS
Diffuser Material	PC
Shape	Circular
Height	63mm
Diameter	320mm
Surface Ceiling	Yes
Indoor	Yes
Outdoor	Yes


Gear		Built In	
Fitting + Driver			
Input Voltage		220-240V	
50 Hz		Yes	
60 Hz		Yes	
Safety Class			
Power(Watts)		21W	
IP Rating		IP65	
Light Source		LED built in	
Dimmable		No	
F Mark			

Fitting			
Input Type		Constant Current	
Input Current		500mA	
Voltage		40V	
Power(Watts)		20W	
IP Rating		IP65	
Light Source		LED built in	
LED Type		SMD 2835	
LED Brand		Epistar	
LED Number		120	
F Mark			

Gear			
Gear Type		Led Driver	
Input Voltage		220-240V	
50 Hz		Yes	
60 Hz		Yes	

Power(Watts)	13,5-21W
Power Factor	0,9
Constant Current	Yes
500mA	27-42V
IP Rating	IP20
Safety Class	
Dimmable	No
Housing Material	Plastic
Output Terminal	Connector
Brand	Eaglerise

### Illumination Data

Colour Temperature	3000K
Lumen Output	1300lm
Light Efficiency	61,9lm/W
CRI	80
Illumination Diagram	

### Packing Info

Box Length	33cm
Box Width	33cm
Box Height	7,5cm
Box Weight	1,49Kg
Pcs/Carton	10
Barcode	5291889049005
HS Code	9405104090

### Energy Label



## Certification & Warranty

Warranty

2 Years

Weee Directive

Yes

switch to  
**one light!**

one  
LIGHT

