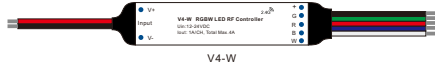


RGBW LED Mini RF Controller

Model No.: V4-W

4 channel constant voltage/Max 75W/Step-less dimming/Wireless remote control



Features

FC CE RoHS EMC LVD RED

- 4 channel constant voltage RGBW LED mini RF controller.
- 1A per channel, output connect with 5 meters RGBW LED strip, max output power 75W.
- Match with Skydance's 2.4G single zone or multiple zone RGB/RGBW remote control.
- One RF controller accept up to 10 remote control.
- 4096 levels 0-100% dimming smoothly without any flash.
- Built in 10 dynamic mode, include jump or gradual change style.
- Auto-transmitting function: Controller automatically transmit signal to another controller with 30m control distance.
- Synchronize on multiple number of controllers.

Technical Parameters


Input and Output	
Input voltage	12-24VDC
Output voltage	12-24VDC
Output power	Max. 75W
Output type	Constant voltage
Environment	
Operation temperature	Ta: -30°C ~ +55°C
Case temperature (Max.)	Tc: +85°C
IP rating	IP20
Safety and EMC	
EMC standard (EMC)	EN301 489, EN 62479
Safety standard(LVD)	EN60950
Radio Equipment(REDE)	EN300 328
Certification	CE, EMC, LVD, RED

Dimming data	
Input signal	RF 2.4GHz
Control distance	30m(Barrier-free space)
Dimming gray scale	4096 (2 ¹²) levels
Dimming range	0-100%
Dimming curve	Logarithmic
PWM Frequency	500Hz (default)
Warranty and Protection	
Warranty	5 years
Protection	Reverse Polarity
Weight	
Net weight	0.008kg
Gross weight	0.038kg

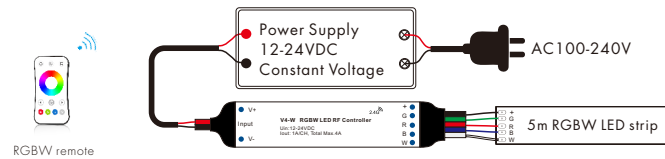
Model List

Model	Photo	Power Connector	LED Connector
V4-W		Red/Black Cable 10cm	5-color Flat Cable 10cm
V4-W(CJ)		Red/Black Cable 10cm	5-pin Flat Female Jack
V4-W(DJ)		5.5mm DC Female Jack	5-pin Flat Female Jack

Dimension



Wiring Diagram



Match Remote Control

Match:


Switch off the power, then switch on power again, immediately short press on/off key (single zone remote) or zone key (multiple zone remote) 3 times on the remote. The light blinks 3 times means match is successful.

Delete:

Switch off the power, then switch on power again, immediately short press on/off key (single zone remote) or zone key (multiple zone remote) 5 times on the remote. The light blinks 5 times means all matched remotes were deleted.

Application notes

1. All the receivers in the same zone.



Auto-transmitting: One receiver can transmit the signals from the remote to another receiver within 30m, as long as there is a receiver within 30m, the remote control distance can be limitless.

Auto-synchronization: Multiple receivers within 30m distance can work synchronously when they are controlled by the same remote, under same dynamic mode and with same speed.

Receiver placement may offer up to 30m communication distance. Metals and other metal materials will reduce the range. Strong signal sources such as WiFi routers and microwave ovens will affect the range.

We recommend for indoor applications that receiver placements should be no further apart than 1.5m.

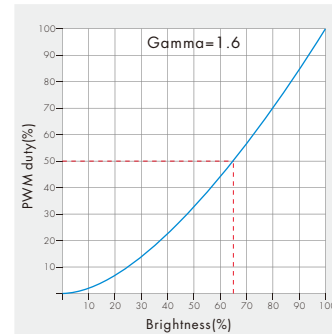
2. Each receiver(one or more) in a different zone, like zone 1, 2, 3 or 4.



RGBW dynamic mode list

No.	Name	No.	Name
1	RGB jump	6	RGB fade in and out
2	RGB smooth	7	Red fade in and out
3	6 color jump	8	Green fade in and out
4	6 color smooth	9	Blue fade in and out
5	Yellow cyan purple smooth	10	White fade in and out

Dimming Curve



Malfunctions analysis & troubleshooting

Malfunctions	Causes	Troubleshooting
No light	1. No power. 2. Wrong connection or insecure.	1. Check the power. 2. Check the connection.
Wrong color	1. Wrong connection of R/G/B/W wires.	1. Reconnect R/G/B/W wires.
No response from the remote	1. The battery has no power. 2. Beyond controllable distance. 3. The controller did not match the remote.	1. Replace battery. 2. Reduce remote distance. 3. Rematch the remote.