

OT 165/170...240/1A0 4DIMLT2 E

OPTOTRONIC Outdoor | 4DIM/DALI – constant current LED drivers



Areas of application

- Street and urban lighting
- Industry
- Suitable for outdoor applications in luminaires with IP > 54
- Suitable for use in outdoor luminaires of protection class I and II

Product benefits

- 4DIM functionality in one device (StepDIM, AstroDIM, MainsDIM, DALI)
- Very high efficiency
- High surge protection: up to 10 kV (1 pulse) / 8 kV, in protection class I or II
- Low luminous efficacy tolerance through low output current tolerance of $\pm 3\%$
- Great flexibility due to wide operating temperature range of $-40...55\text{ }^{\circ}\text{C}$ or $60\text{ }^{\circ}\text{C}$
- Protection through double isolation between mains input and LED output

Product features

- Available with different wattage: 40 W, 60 W, 90 W, 165 W
- Input voltage: 120...277 V (40 W), 220...240 V (60 W, 90 W, 165 W)
- Current output range: 70...1,050 mA
- Flexible current setting with one additional wire (LEDset2)
- AstroDIM for autonomous dimming with five independent levels (astro, time mode)
- Allows for energy saving in twilight phases
- MainsDIM function for dimming via reduction of line voltage amplitude
- Isolated DALI interface for bidirectional telemanagement systems
- Standby power consumption: < 0.5 W
- Constant Lumen Output (CLO)
- Overtemperature protection via external NTC

Technical data

Electrical data

Nominal voltage	220...240 V
Input voltage AC	170...264 V ¹⁾
Nominal current	0.78 A ²⁾
Mains frequency	50...60 Hz
Nominal input voltage (SD port)	220...240 V ³⁾
Power factor λ	0.95/0.90 ⁴⁾
Total harmonic distortion	10 % ⁵⁾
Device power loss	13 W ⁶⁾
Inrush current	62 A ⁷⁾
Max. ECG no. on circuit breaker 10 A (B)	5 ⁸⁾
Max. ECG no. on circuit breaker 16 A (B)	8 ⁸⁾
Max. ECG no. on circuit breaker 25 A (B)	14 ⁸⁾
Max. no. of ECGs on 16A MCB with EBN-OS	15
Surge capability (L/N-Ground)	10 kV ⁹⁾
Surge capability (L-N)	6 kV ¹⁰⁾
Surge capability (L/N – SD)	6 kV ¹⁰⁾
Surge capability (SD – Ground)	10 kV ⁹⁾
Nominal output power	165 W ¹¹⁾
ECG efficiency	92 % ¹²⁾
Nominal output voltage	90...285 V ¹³⁾
U-OUT (working voltage)	300 V
Nominal output current	120...1050 mA
Output current tolerance	±3 %
Output ripple current (100 Hz)	15 %
Minimum output current	120 mA ¹⁴⁾
Galvanic isolation	double/reinforced

¹⁾ Permitted voltage range

²⁾ At 230 V

³⁾ In relation to N / Active: input current > 2.0 mA_{pk} / Inactive: input current < 0.5 mA_{pk} / Suitable for three phase System only for 220...240 V_{AC}

⁴⁾ Minimum/Full load at 230 V/Half load at 230 V

⁵⁾ Max. output power at 230 V_{AC}

⁶⁾ Maximum

⁷⁾ $t_{width} = 330 \mu s$ (measured at 50 % I_{peak})

⁸⁾ Type B

⁹⁾ Single pulse 10kV / 12 Ohm (1.2/50 μs)

¹⁰⁾ @ 2 Ohm, acc. to EN61547

¹¹⁾ Partial load 32...165 W / 150 W max. for output currents < 680 mA / Not dimmed

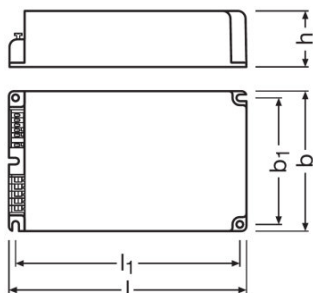
¹²⁾ At full load and 230 V

Product datasheet

13) 90...242 V for output current >680 mA

14) Physical Minimum Dimming Current 70 mA

Dimensions & weight



Length	170.0 mm
Width	100.0 mm
Height	40.0 mm
Mounting hole spacing, length	160.0 mm
Mounting hole spacing, width	90.0 mm
Product weight	1100.00 g
Cable cross-section, input side	0.25...2.5 mm ² ¹⁾
Cable cross-section, output side	0.2...1.5 mm ² ²⁾
Wire preparation length, input side	10...11 mm ³⁾

¹⁾ Flexible / Solid leads / Equipotential pole only 0.2...1.5 mm²

²⁾ Flexible / Solid leads

³⁾ Equipotential pole 8.5...9.5

Temperatures & operating conditions

Ambient temperature range	-40...+55 °C
Maximum temperature at tc test point	85 °C ¹⁾
Max.housing temperature in case of fault	120 °C
Permitted rel. humidity during operation	5...85 %

¹⁾ Maximum at the T_C-point

Lifespan

ECG lifetime	85000 h ¹⁾
---------------------	-----------------------

¹⁾ At T_{case} = 75°C at T_C point / 10% failure rate

Expected Lifetime

Product name				
OT 165/170...240/1A0 4DIMLT2 E	ECG ambient temperature [ta]	55	45	43
	Temperature at tc-point [°C]	85	75	72
	Lifetime [h]	50000 ¹⁾	85000 ¹⁾	100000 ¹⁾

¹⁾ Max. 10% failure rate at tc max and input voltage 230 V_{AC}

Capabilities

Dimmable	Yes
Dimming interface	4DIM / DALI / StepDIM / AstroDIM / MainsDIM
Dimming range	17...100 % ¹⁾
Suitable for fixtures with prot. class	I / II
Constant lumen function	Programmable
NTC input	Yes ²⁾
Overheating protection	Automatic reversible
Overload protection	Automatic reversible
Short-circuit protection	Automatic reversible
No-load proof	Yes
Max. cable length to lamp/LED module	2.0 m
Number of channels	1

¹⁾ For ≥ 700 mA nominal output current

²⁾ Supports 15K, 5 %, NCP18XW153J03RB / Supports 15K, 3 %, NCP15XW153E03RC + 390 Ohm / Supports 10K, 5 %, NCP18XH103J03RB / EPCOS B57423V2473H

Programmable features

Operating Current	Yes
Tuning Factor	No
Constant Lumen	Yes
Lamp Operating Time	Yes
End of Life	Yes
Thermal Protection	Yes
Driver Guard	No
AstroDIM	Yes
StepDIM	Yes
MainsDIM	Yes
Presence Detection	Yes

Product datasheet

DALI Settings	Yes
Emergency Mode	Yes
Luminaire Info	No
OEM Key	Yes

Certificates & standards

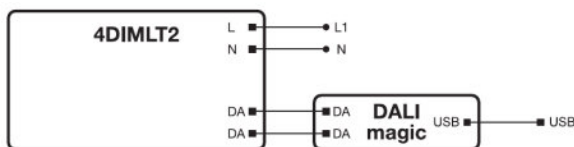
Type of protection	IP20 ¹⁾
Standards	Acc. to EN 61347-1/Acc. to EN 61347-2-13/Acc. to EN 62384/Acc. to EN 55015:2006 + A1:2007 + A2:2009/Acc. to EN 61547/Acc. to IEC 61000-3-2/Acc. to IEC 61000-3-3/Acc. to IEC 62386-101/Acc. to IEC 62386-102/Acc. to IEC 62386-207
Approval marks – approval	CE / ENEC 10 / VDE / VDE-EMC / CQC

¹⁾ IP Fixture rating > IP54

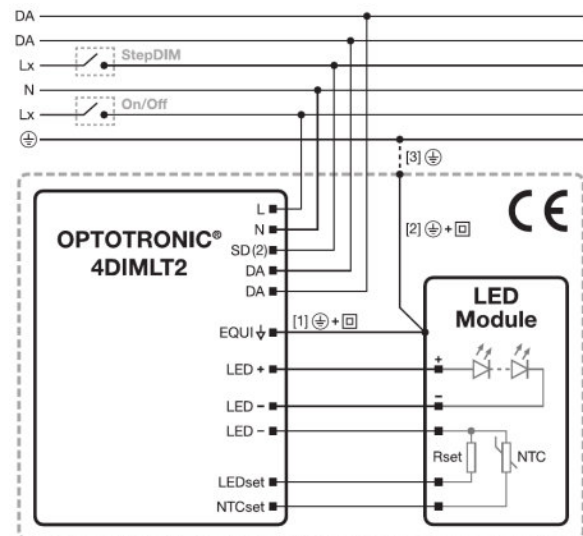
Logistical data

Temperature range at storage	-25...80 °C
-------------------------------------	-------------

Wiring Diagram



Wiring diagram



Wiring diagram

Equipment / Accessories






- DALI magic hardware for configuring 4DIM ECGs necessary
- Programmable via Tuner4TRONIC software

Product datasheet

Additional product information

- Default output current is 700 mA without any resistor connected to the LEDset port. As soon as the driver detects one time a resistor value within the resistor range of 2.37 kOhm (1050 mA) and 24.9 kOhm (200 mA) for more than 3 s, the driver activates the LEDset2 mode.
- The driver withstands an input voltage of up to 350 Vac for a maximum of two hours. Shut down of output load might occur in case the supply voltage exceeds the declared input voltage range.
- Shut down of output load happens if the input voltage of the load is below the allowed minimum output voltage of the driver. The driver automatically tries to switch on the load cyclically.
- In case the input voltage of the load exceeds the output voltage range of the driver, it automatically reduces the output current to keep the output voltage controlled to the maximum allowed output voltage.
- The driver automatically reduces the output current in case the maximum allowed output power is exceeded.
- The driver automatically adjusts the output voltage to the maximum output voltage if no load is connected and switches off the load after some seconds. Hot-plug of the load or external switching on the secondary side is not allowed.
- The driver is protected against temporary overheating by automatic reduction of the output current down to 30 % and then switches off.
- The EQUI pin shall be connected to the heat sink of the LED module to improve the surge withstand capability of the system and EMI in critical luminaires.
- Several external NTCs are supported for temperature protection of the LED module or luminaire. The type of NTC can be selected in the programming software in the temperature based mode. By default the resistor based mode is activated with following values: start derating: 6.3 kOhm, end derating 5.0 kOhm, shut off: 4.3 kOhm, derating level 50 %.
- The default dimming mode is StepDIM / AstroDIM / DALI (wiring selection) with following values for:- StepDIM: 100 % on, 50 % dimming level if SD port is active, fade time 180 s- AstroDIM: 100 % on, 50 % dimming level, 6 h dimming duration, start of dimming duration 2 h before the middle of the average switched-on time, fade time 180 s
- The constant lumen feature is disabled by default.
- For MainsDIM dimming mode and for 170 Vac input voltage condition the output power should not exceed 85 % of the maximum declared output power.
- For input voltage of 170...190 Vac, the maximum allowed output power is linear limited starting from 100 % at 190 Vac down to 85 % at 170 Vac, except for the 40 W type.
- If any output level is below the physical min level, the physical min level will be used.
- In case the 3DIM and 4DIMLT2 devices are operated on one common control phase connected to SD input the 3DIM devices needs to have a relay as described in the 3DIM application guide.
- The SD port is suitable for three phase systems with 220...240 Vac, for other input voltages only single phase systems are supported.
- For further details please consult the 4DIMLT2 application guide.

Download Data

File	
	Brochures 612095_Overvoltage protection for LED street lighting (EN)
	Brochures 545934_Technical Application Guide 4DIMLT2 LED drivers (GB)
	Certificates 685777_CB-Certificate-165W 4DIM
	Certificates 725970_Certificate OT165 4DIM
	Certificates VDE ENEC Certificate 40043863

Product datasheet



Certificates
VDE EMC Certificate 40038827



Certificates
VDE ENEC Certificate 40043863 appendix



Declarations of conformity
712567_Declaration of Conformity OT 4 DIM LT2 E

Logistical Data

Product code	Product description	Packaging unit (Pieces/Unit)	Dimensions (length x width x height)	Volume	Gross weight
4052899925212	OT 165/170...240/1A0 4DIMLT2 E	Shipping carton box 10	303 mm x 285 mm x 205 mm	17.70 dm ³	11637.00 g

The mentioned product code describes the smallest quantity unit which can be ordered. One shipping unit can contain one or more single products. When placing an order, for the quantity please enter single or multiples of a shipping unit.

Disclaimer

Subject to change without notice. Errors and omission excepted. Always make sure to use the most recent release.